

# **POORNIMA INSTITUTE OF ENGINEERING & TECHNOLOGY JAIPUR**

## **National Assessment and Accreditation Council (NAAC) Student Satisfaction Survey**

### **Key Indicator - 2.7.1**

#### **Under Criterion II of Teaching – Learning and Evaluation**

##### **Guidelines for Students**

NAAC (National Assessment and accreditation council) is conducting a Student Satisfaction Survey regarding Teaching – Learning and Evaluation, which will help to upgrade the quality in higher education. A student will have to respond to all the questions given in the following format with her/his sincere effort and thought. Her/his identity will not be revealed.

A) Please select the Session.

a) 2018-19

B) Please confirm this is the first and only time you answer this survey.

a) YES

b) No

C) College Name:

D) Gender:

a) Male

b) Female

c) Transgender

E) Department:

a) Computer Engineering

b) Civil Engineering

c) Electrical Engineering

d) Electronics & Communication Engineering

e) Mechanical Engineering

##### **Instructions to fill the questionnaire**

- All questions should be compulsorily attempted.
- Each question has five responses, choose the most appropriate one.
- The response to the qualitative question no. 21 is student's opportunity to give suggestions or improvements; she/he can also mention weaknesses of the institute here. (Kindly restrict your response to teaching learning process only)

## Criterion II – Teaching–Learning and Evaluation

### Student Satisfaction Survey on Teaching Learning Process

Following are questions for online student satisfaction survey regarding teaching learning process.

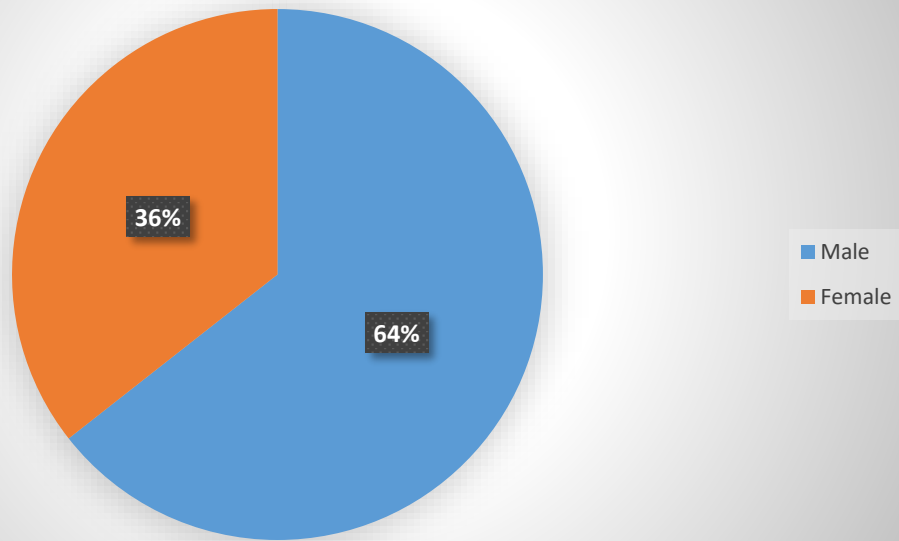
1. How much of the syllabus was covered in the class?
  - 4 – 85 to 100%
  - 3 – 70 to 84%
  - 2 – 55 to 69%
  - 1– 30 to 54%
  - 0 –Below 30%
  
2. How well did the teachers prepare for the classes?
  - 4 –Thoroughly
  - 3 – Satisfactorily
  - 2 – Poorly
  - 1 – Indifferently
  - 0 – Won't teach at all
  
3. How well were the teachers able to communicate?
  - 4 – Always effective
  - 3 – Sometimes effective
  - 2 – Just satisfactorily
  - 1– Generally ineffective
  - 0– Very poor communication
  
4. The teacher's approach to teaching can best be described as
  - 4– Excellent
  - 3 – Very good
  - 2 – Good
  - 1 – Fair
  - 0– Poor
  
5. Fairness of the internal evaluation process by the teachers.
  - 4 – Always fair
  - 3 – Usually fair
  - 2 – Sometimes unfair
  - 1 – Usually unfair
  - 0– Unfair

6. Was your performance in assignments discussed with you?
  - 4 – Every time
  - 3 – Usually
  - 2 – Occasionally/Sometimes
  - 1 – Rarely
  - 0– Never
  
7. The institute takes active interest in promoting internship, student exchange, field visit opportunities for students.
  - 4 – Regularly
  - 3 – Often
  - 2 – Sometimes
  - 1 – Rarely
  - 0– Never
  
8. The teaching and mentoring process in your institution facilitates you in cognitive, social and emotional growth.
  - 4 – Significantly
  - 3 – Very well
  - 2 – Moderately
  - 1 – Marginally
  - 0– Not at all
  
9. The institution provides multiple opportunities to learn and grow.
  - 4 – Strongly agree
  - 3 – Agree
  - 2 – Neutral
  - 1 – Disagree
  - 0– Strongly disagree
  
10. Teachers inform you about your expected competencies, course outcomes and programme outcomes.
  - 4 – Every time
  - 3 – Usually
  - 2– Occasionally/Sometimes
  - 1 – Rarely
  - 0– Never
  
11. Your mentor does a necessary follow-up with an assigned task to you.
  - 4 – Every time
  - 3 – Usually
  - 2 – Occasionally/Sometimes
  - 1 – Rarely
  - 0 – I don't have a mentor

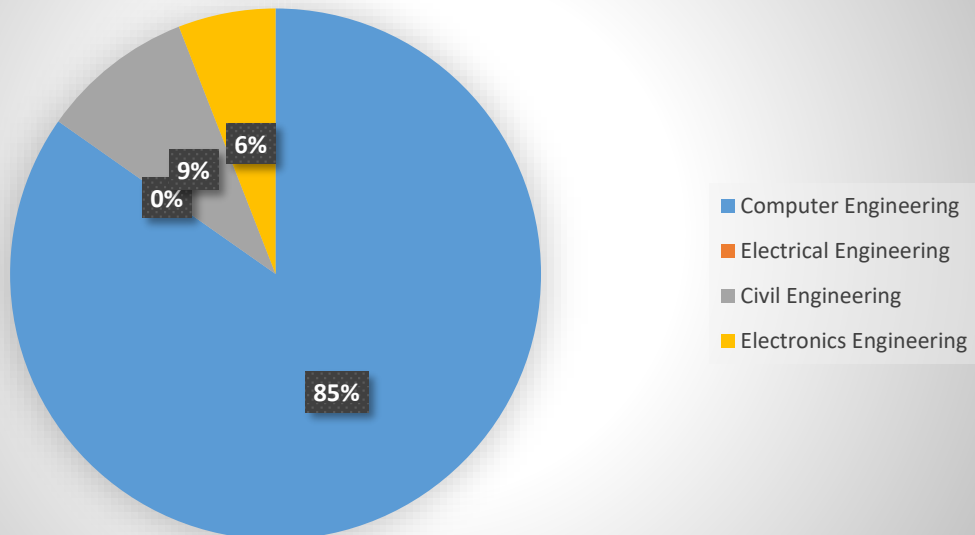
12. The teachers illustrate the concepts through examples and applications.
  - 4 – Every time
  - 3 – Usually
  - 2 – Occasionally/Sometimes
  - 1 – Rarely
  - 0 – Never
  
13. The teachers identify your strengths and encourage you with providing right level of challenges.
  - 4 – Fully
  - 3 – Reasonably
  - 2 – Partially
  - 1 – Slightly
  - 0 – Unable to
  
14. Teachers are able to identify your weaknesses and help you to overcome them.
  - 4 – Every time
  - 3 – Usually
  - 2 – Occasionally/Sometimes
  - 1 – Rarely
  - 0 – Never
  
15. The institution makes effort to engage students in the monitoring, review and continuous quality improvement of the teaching learning process.
  - 4 – Strongly agree
  - 3 – Agree
  - 2 – Neutral
  - 1 – Disagree
  - 0 – Strongly disagree
  
16. The institute/ teachers use student centric methods, such as experiential learning, participative learning and problem solving methodologies for enhancing learning experiences.
  - 4 – To a great extent
  - 3 – Moderate
  - 2 – Some what
  - 1 – Very little
  - 0 – Not at all
  
17. Teachers encourage you to participate in extracurricular activities.
  - 4 – Strongly agree
  - 3 – Agree
  - 2 – Neutral
  - 1 – Disagree
  - 0 – Strongly disagree

18. Efforts are made by the institute/ teachers to inculcate soft skills, life skills and employability skills to make you ready for the world of work.
- 4 – To a great extent
  - 3 – Moderate
  - 2 – Some what
  - 1 – Very little
  - 0 – Not at all
19. What percentage of teachers use ICT tools such as LCD projector, Multimedia, etc. while teaching.
- 4 – Above 90%
  - 3 – 70 – 89%
  - 2 – 50 – 69%
  - 1 – 30 – 49%
  - 0 – Below 29%
20. The overall quality of teaching-learning process in your institute is very good.
- 4 –Strongly agree
  - 3 – Agree
  - 2 – Neutral
  - 1 – Disagree
  - 0 – Strongly disagree

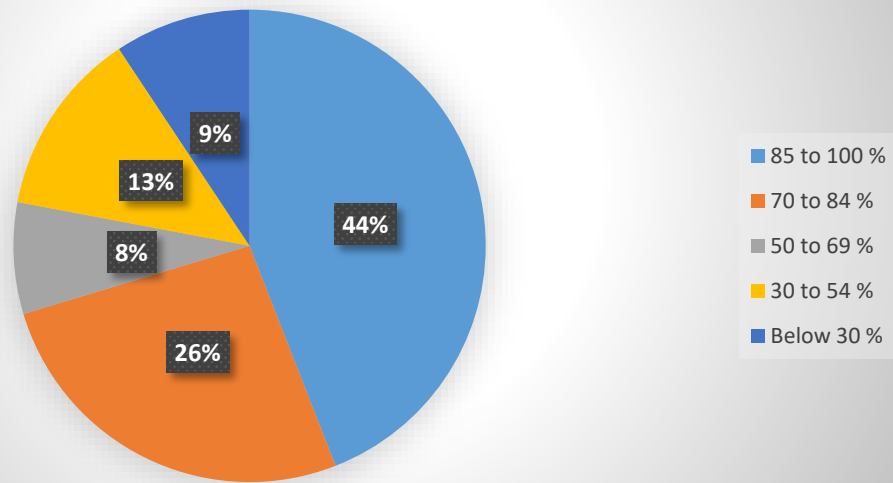
## Gender



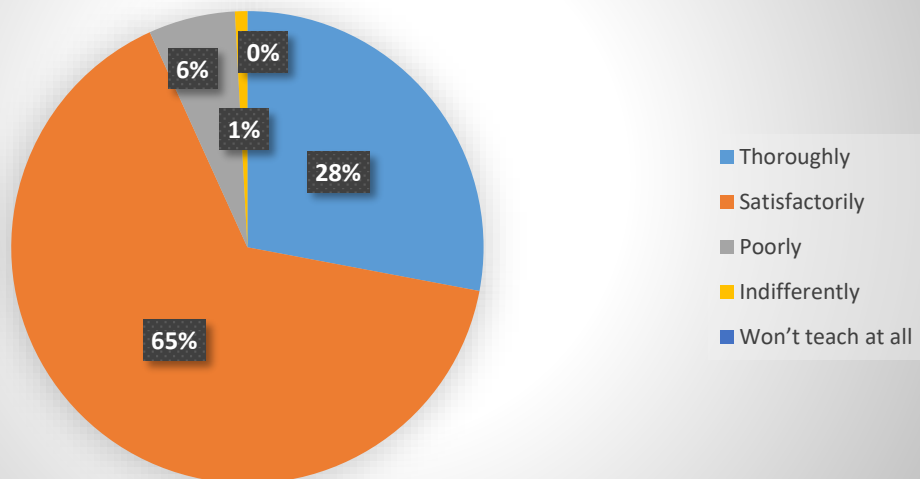
## Department



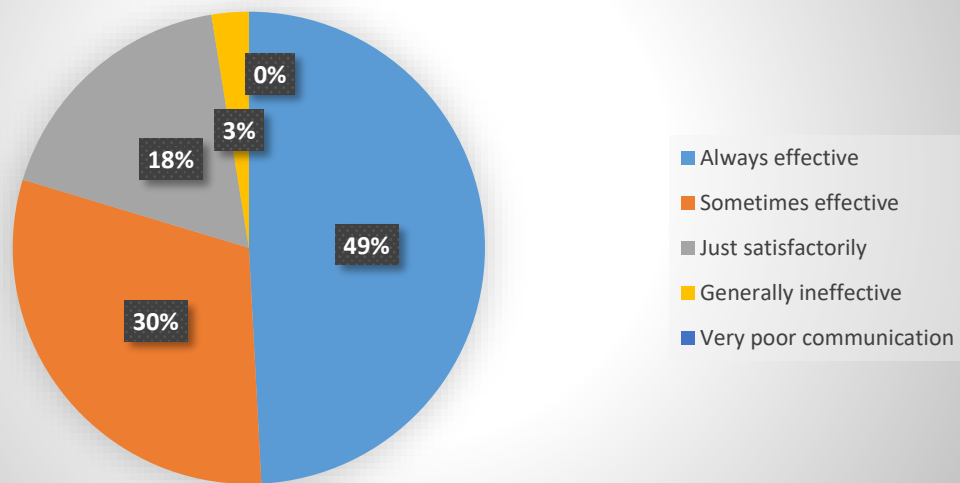
## How much of the syllabus was covered in the class?



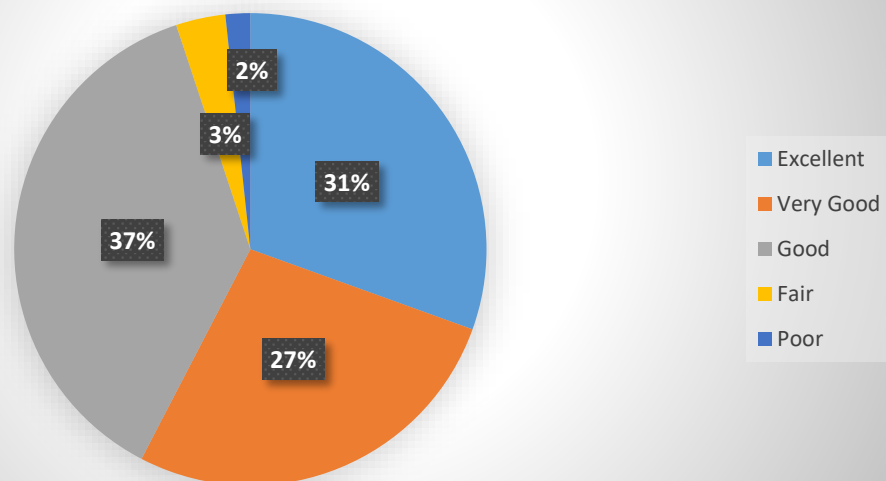
## How well did the teachers prepare for the classes?



### How well were the teachers able to communicate?

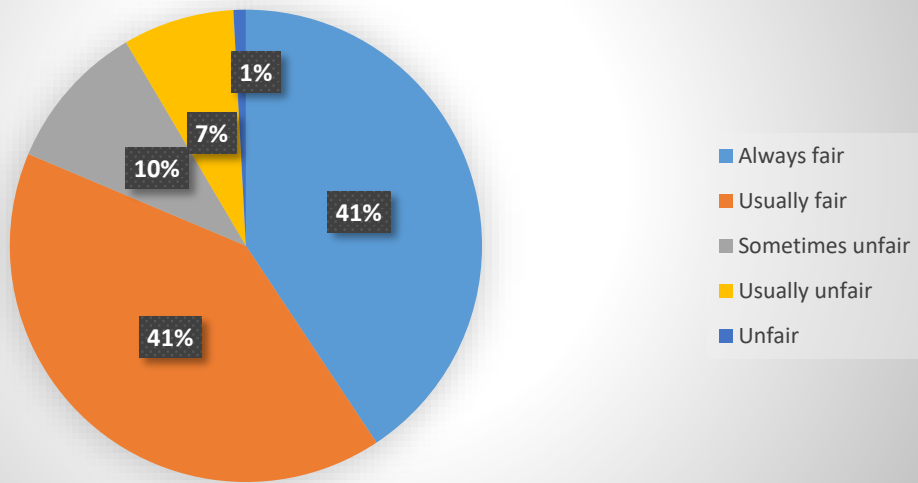


### The teacher's approach to teaching can best be described as

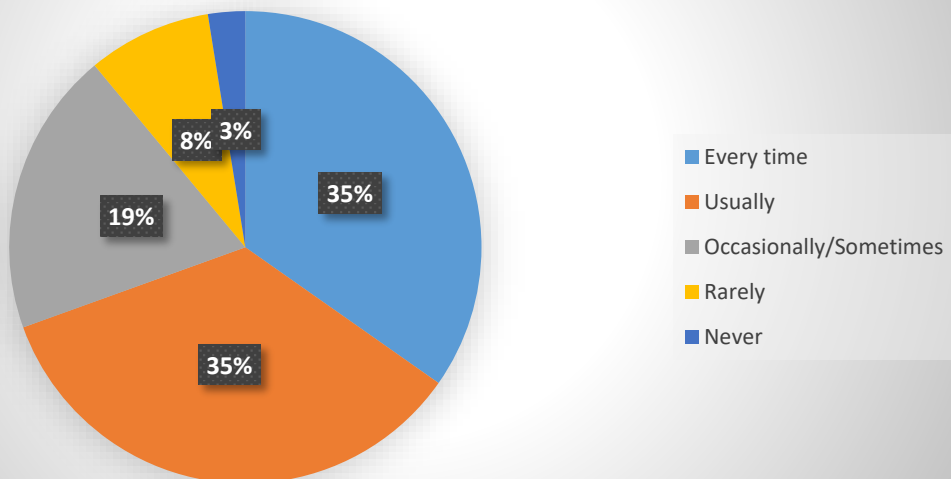




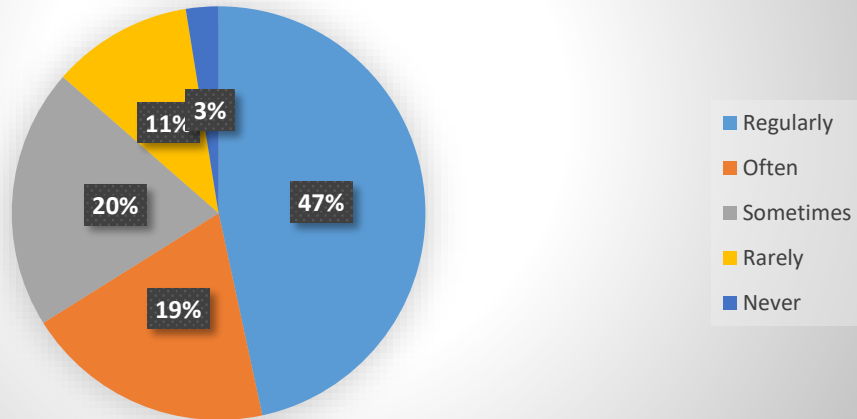
## Fairness of the internal evaluation process by the teachers.



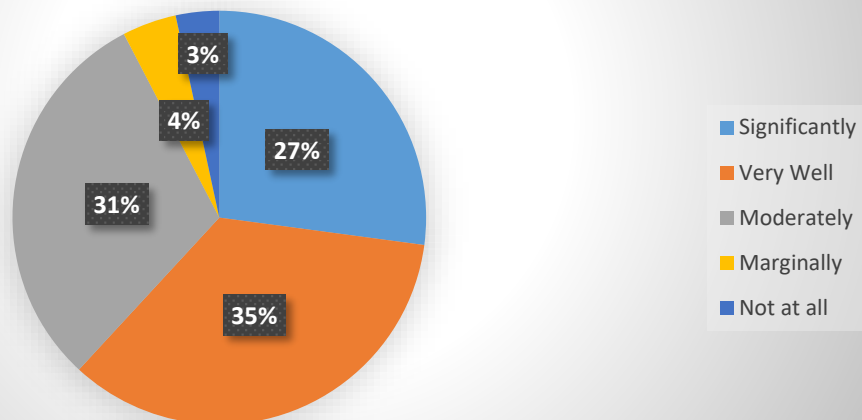
## Was your performance in assignments discussed with you?



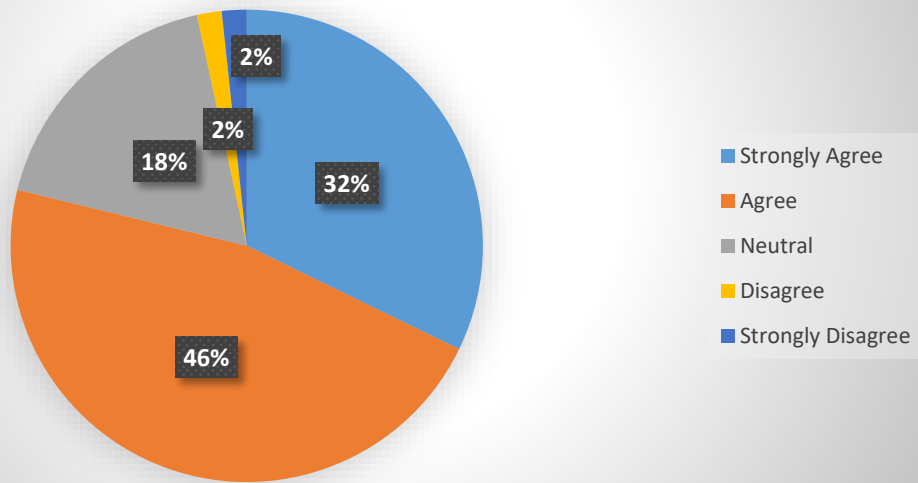
**The institute takes active interest in promoting internship, student exchange, field visit opportunities for students.**



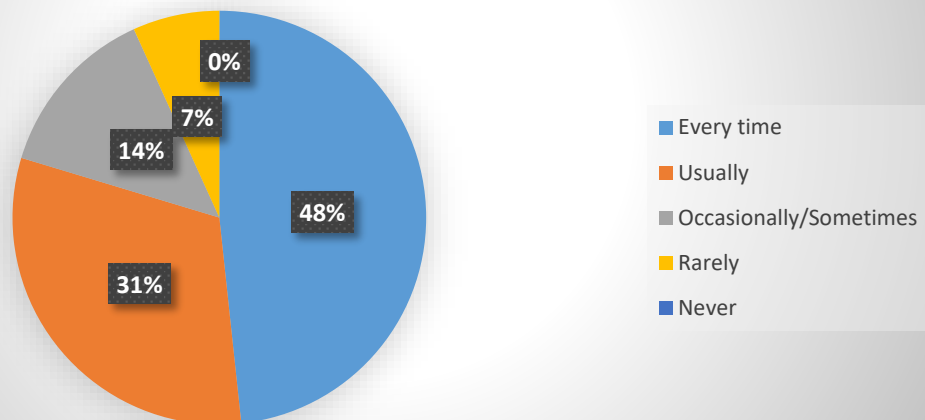
**The teaching and mentoring process in your institution facilitates you in cognitive, social and emotional growth.**



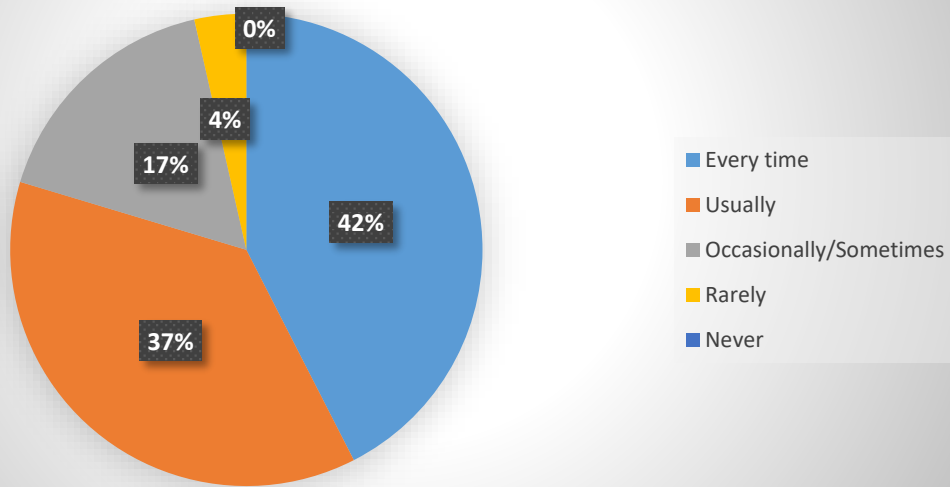
### The institution provides multiple opportunities to learn and grow.



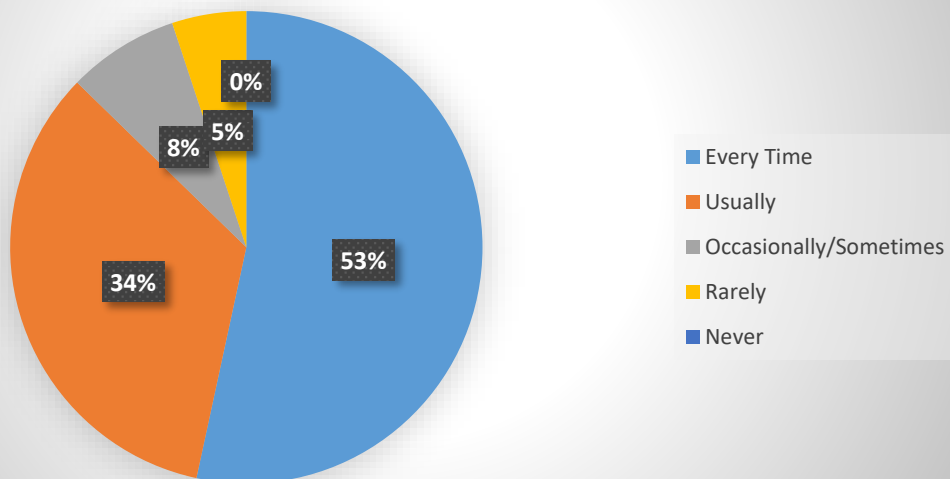
### Teachers inform you about your expected competencies, course outcomes and programme outcomes.



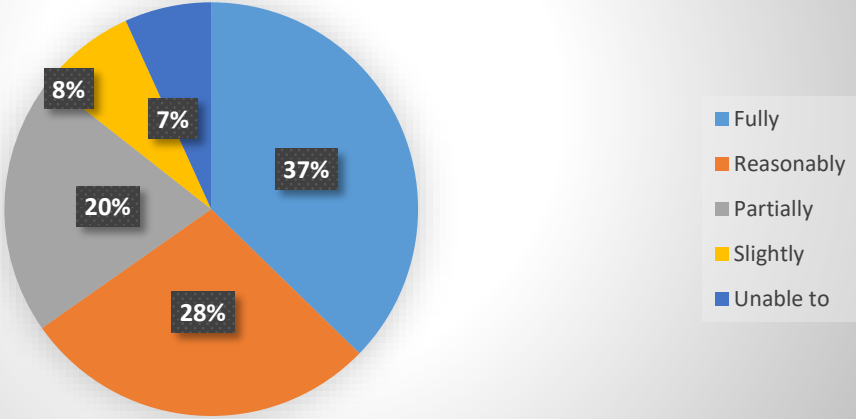
**Your mentor does a necessary follow-up with an assigned task to you.**



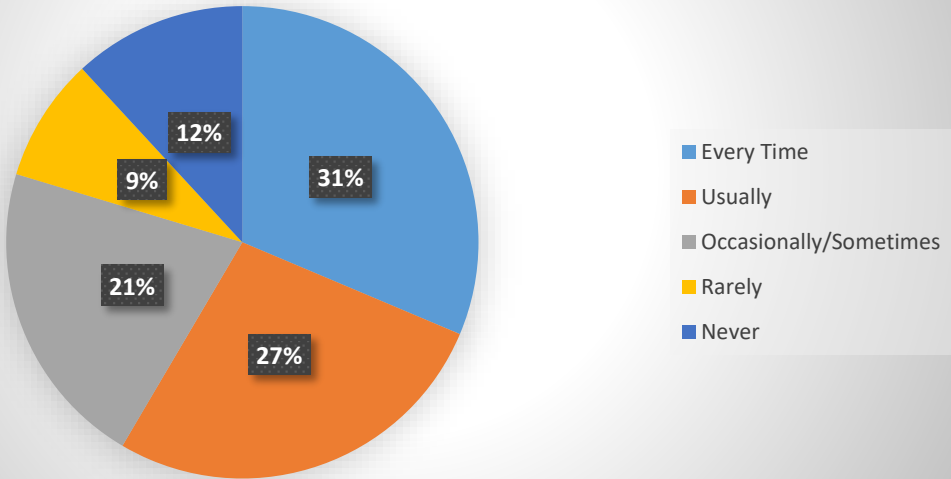
**The teachers illustrate the concepts through examples and applications.**



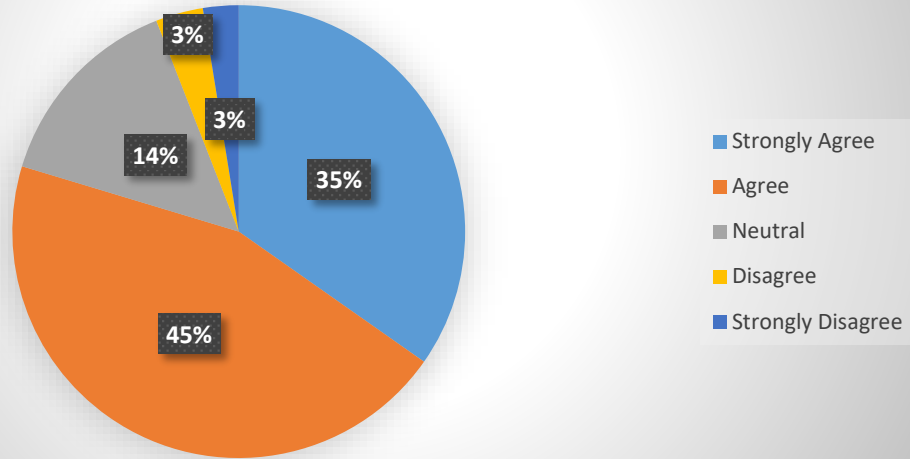
**The teachers identify your strengths and encourage you with providing right level of challenges**



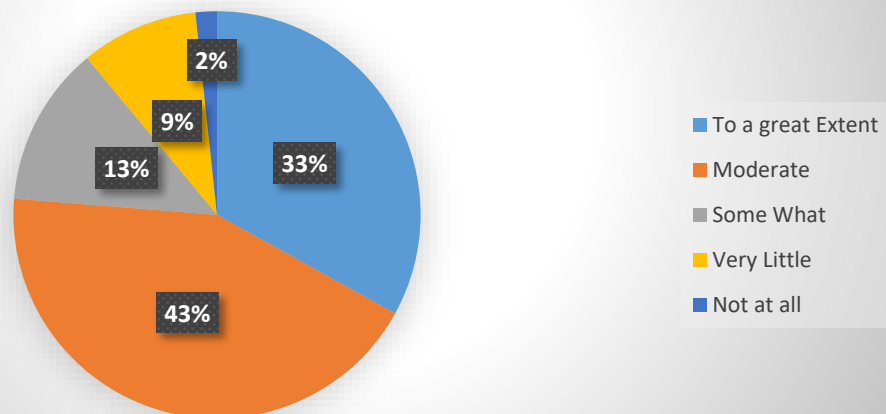
**Teachers are able to identify your weaknesses and help you to overcome them.**



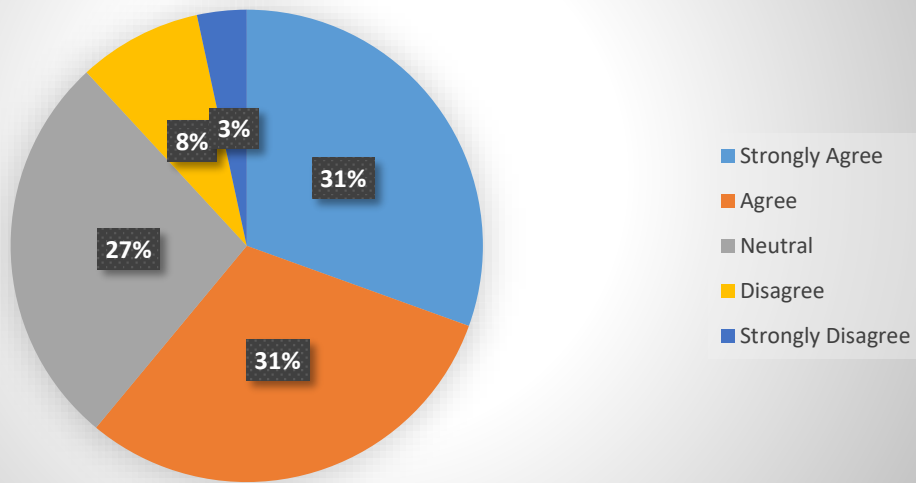
**The institution makes effort to engage students in the monitoring, review and continuous quality improvement of the teaching learning process.**



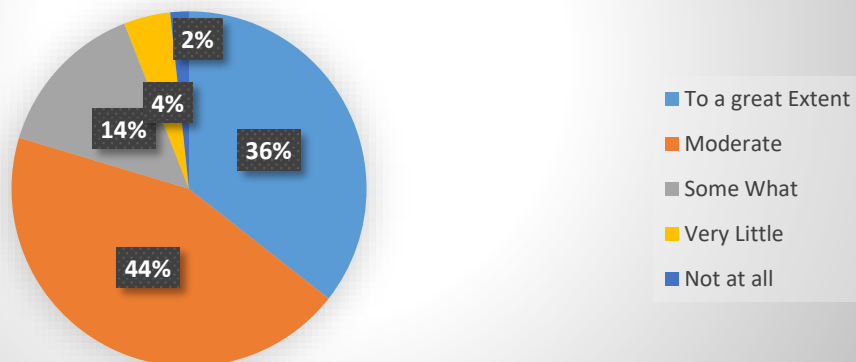
**The institute/ teachers use student centric methods, such as experiential learning, participative learning and problem solving methodologies for enhancing learning experiences.**



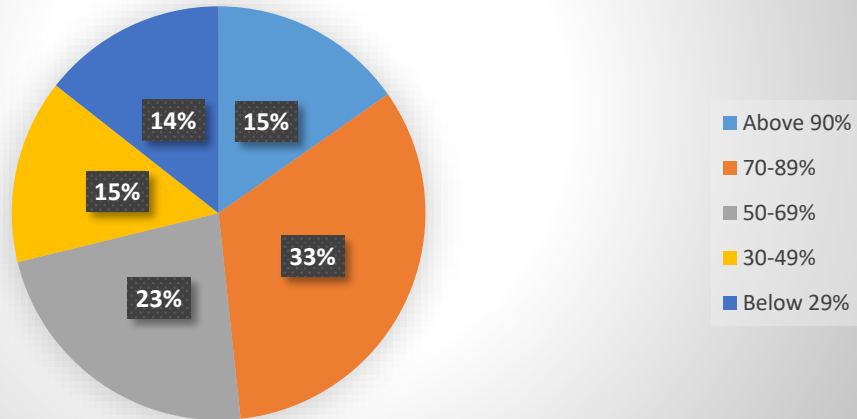
### Teachers encourage you to participate in extracurricular activities.



### Efforts are made by the institute/ teachers to inculcate soft skills, life skills and employability skills to make you ready for the world of work.



**What percentage of teachers use ICT tools such as LCD projector, Multimedia, etc. while teaching.**



**The overall quality of teaching-learning process in your institute is very good.**

